

TEACHING COUNCIL

NEW ZEALAND | Matatū Aotearoa

Hapori Matatū | Online Community

Log in Guide



Getting set up on Hapori Matatū

Use this Log in Guide to help you connect your ESL account with the Teaching Council.

For any queries please contact our Customer Support Team on (04) 471 0852 or enquiries@teachingcouncil.nz.

Quick overview of the ESL and Hapori Matatū process:

Process for registered teachers, and those that are or are not currently teaching.	Process for new teachers or overseas trained teachers, or those not currently registered
<ul style="list-style-type: none"> - Go to Hapori Matatū - Select the 'Registered and Teaching' box - Enter in your ESL username and password <i>If you do not have an ESL account, please see 'Get an Education Sector Logon (ESL)' on the next page.</i> - You are now logged in. If this is your first time logging in you need to link your ESL account with Hapori Matatū. - Enter in your Registration number and Date of birth. - Welcome to Hapori Matatū Online Community where you can apply for or renew a practising certificate - Click on the 'Registration & Certification' tab - Click on the 'Apply Now' button to start the online application process - Once completed and approved you will be issued with a practising certificate number which is listed on the Register of New Zealand Registered Teachers. - View, download or print your digital practising certificate found under 'My Details' in your profile. 	<ul style="list-style-type: none"> - Go to Hapori Matatū - Select the 'Not Registered' for new teachers and overseas trained teachers box - Create an ESL account by selecting 'Create new account' button. You will be taken through the Ministry of Education self-registration process - Log in to Hapori Matatū using the orange 'Log in' button (located at the top right of the screen) - Enter in your ESL username and password - Welcome to Hapori Matatū Online Community where you can now register and apply for your first practising certificate - Select 'First time registration/apply for Practising Certificate' orange button to start the online application process - Once completed and approved you will be issued with a practising certificate number which is listed on the Register of New Zealand Registered Teachers. - You now have full access to Hapori Matatū where you can create and join discussion groups, book events and connect with your peers across the country
<ul style="list-style-type: none"> - Select the 'Registered and not Teaching' box - Contact us to gain access to Hapori Matatū on +64 (4) 471 0852 - Once you have an ESL account set up, follow the process above. 	<ul style="list-style-type: none"> - View, download or print your digital practising certificate found under 'My Details' in your profile.



Not sure if you are registered or have previously registered?

Registered teachers are listed on the [Register of New Zealand Registered Teachers](#); just enter your name and search. However, if you have not renewed your practising certificate since 1 July 2015 and you do not show on the register, please contact us on +64 (4) 471 0852.

Get an Education Sector Logon (ESL)

ESL is the Education Sector Logon account that provides a secure login to Hapori Matatu.

New teachers and overseas trained teachers applying for the first time:

Hapori Matatū is coming soon. However for now please use our [TC10 or TC15 smart form found on the Council's website](#).

Early Childhood Education:

If you are registered and teaching and need help with your ESL, please fill in the [ESL38 form on the Ministry of Education website](#) or contact the Ministry of Education if further help is required.

If you are registered and not currently teaching and need help with your ESL, the Teaching Council is your point of contact on +64 (4) 471 0852.

School/Kura:

If you are registered and teaching and need help with your ESL, ask the Delegated Authoriser (DA) at your school/kura.

If you are registered and not currently teaching and need help with your ESL, the Teaching Council is your point of contact on +64 (4) 471 0852.

Tertiary and approved settings:

If you are registered and teaching and need help with your ESL, ask the Delegated Authoriser (DA) at your ITE provider or approved setting or fill in the [ESL02 form on the Ministry of Education website](#), or contact the Ministry of Education if further help is required.

If you are registered and not currently teaching and need help with your ESL, the Teaching Council is your point of contact on +64 (4) 471 0852.

If you also need to access the ITE Portal, you need to apply for separate ESL accounts, one for Hapori Matatū and one for the ITE Portal.

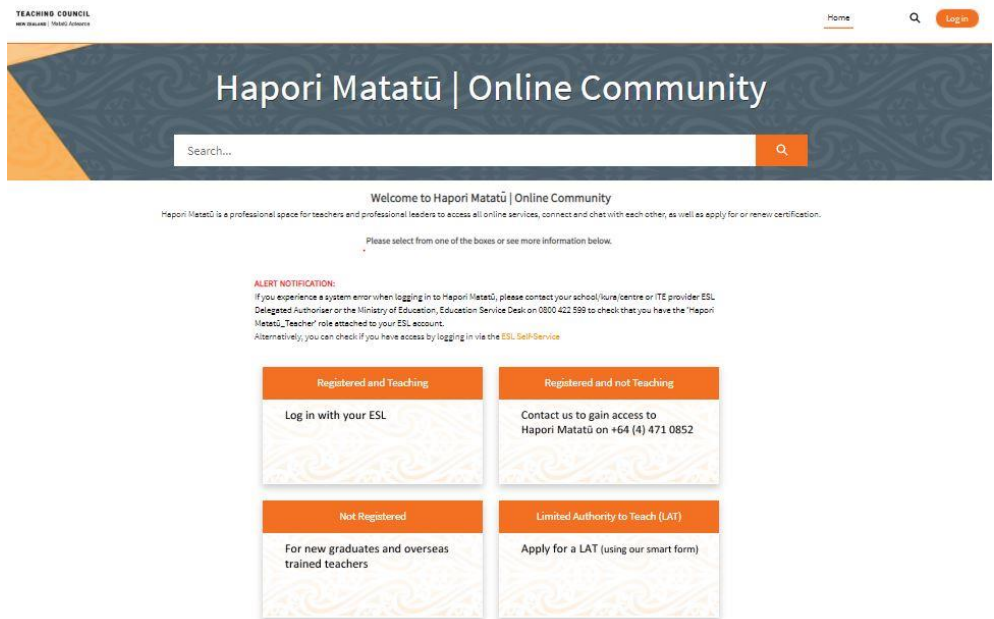
How to set up a Hapori Matatū account using your ESL

Please note:

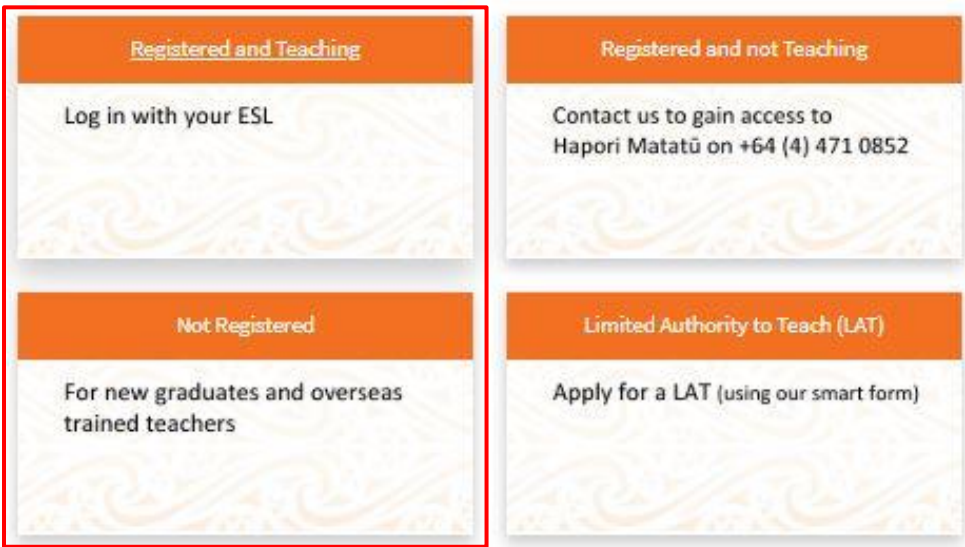
1. You only need to connect your ESL account the first time you log in to Hapori Matatū. Following this, you log in using your ESL **Username** and **Password**.
2. Your ESL Surname needs to match the surname shown on the [Register of New Zealand Registered Teachers](#).



1. Go to Hapori Matatū: <https://haporimatatu.teachingcouncil.nz/s/>

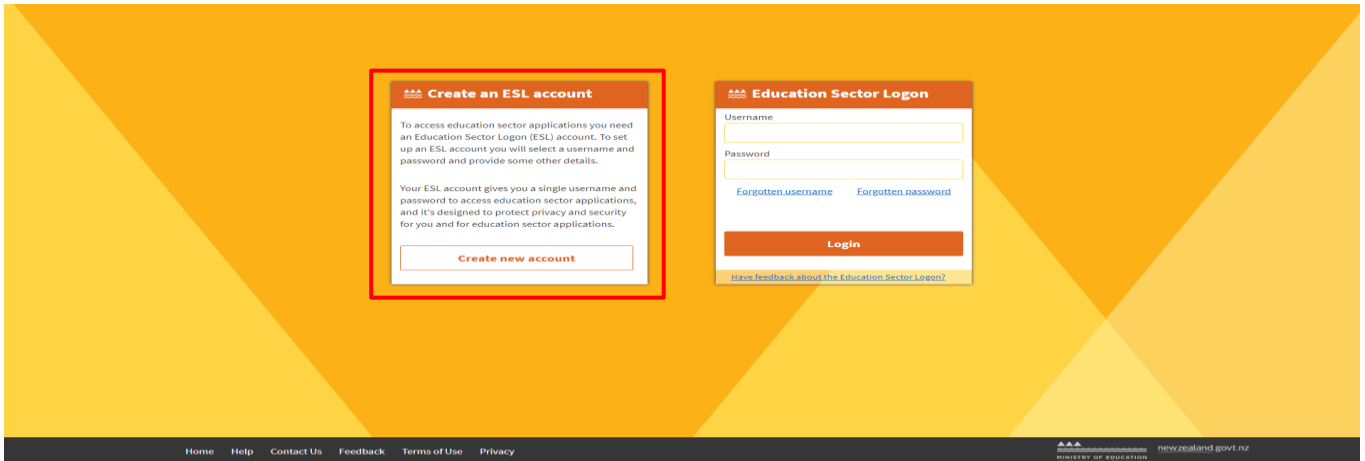


2. Click either the 'Not Registered' for new graduates and overseas trained teachers box, or the 'Registered and Teaching' box.

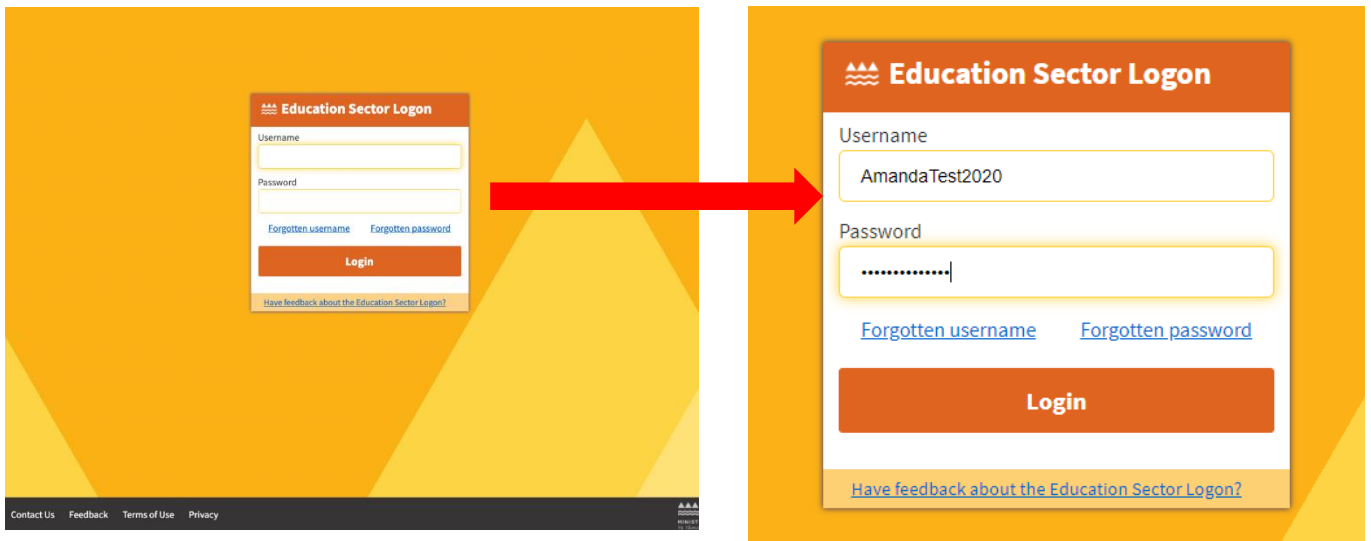


3. a. If you are not registered and are a new graduate teacher or overseas trained teacher please use the 'Create an ESL account' box and click the 'Create new account' button. You will be taken through the Ministry of Education's self-registration process. If you need help with this please refer to their [Self-Registration Guide](#).

Once you have completed the self-registration process, please log in to Hapori Matatū using the orange 'Log in' button located at the top right of Hapori Matatū.



- b. If you are registered please enter your **ESL Username** and **Password** into the Education Sector Logon panel. Then click **Login**.



4. Connecting your ESL account with Hapori Matatū

This screen is to confirm your Hapori Matatū set up.

TEACHING COUNCIL
NEW ZEALAND | Matatū Aotearoa

2664072020.silverbright@gmail.com [Log Out](#)

Setting up your Hapori Matatū account

To complete your Hapori Matatū account set up please provide your Registration Number and Date of Birth.

Name
First Name
Steven
Last Name
Silverbright

Email
2020.silverbright@gmail.com

* Registration Number ⓘ

* Date of Birth ⓘ

[Next](#)

4 a. Enter your **Registration Number** in the box provided.

TEACHING COUNCIL
NEW ZEALAND | Matatū Aotearoa

2664072020.silverbright@gmail.com [Log Out](#)

Setting up your Hapori Matatū account

To complete your Hapori Matatū account set up please provide your Registration Number and Date of Birth.

Name
First Name
Steven
Last Name
Silverbright

Email
2020.silverbright@gmail.com

* Registration Number ⓘ

* Date of Birth ⓘ

[Next](#)



* Registration Number ⓘ



- 4 b. Enter your **Date of Birth**. Click on the calendar icon and use the arrows to select the correct day, month and year. Then click **Next**.

TEACHING COUNCIL
NEW ZEALAND | Matatū Aotearoa

2664072020.silverbright@gmail.com [Log Out](#)

Setting up your Hapori Matatū account

To complete your Hapori Matatū account set up please provide your Registration Number and Date of Birth.

Name
First Name
Steven
Last Name
Silverbright

Email
2020.silverbright@gmail.com

* Registration Number !

* Date of Birth !

[Next](#)

TEACHING COUNCIL
NEW ZEALAND | Matatū Aotearoa

2664072020.silverbright@gmail.com [Log Out](#)

Setting up your Hapori Matatū account

To complete your Hapori Matatū account set up please provide your Registration Number and Date of Birth.

Name
First Name
Steven
Last Name
Silverbright

Email
2020.silverbright@gmail.com

* Registration Number
636363

* Date of Birth

[Next](#)

5. a. If you have provided the **correct** Registration Number and your ESL surname matches the surname on the online register of New Zealand Registered Teachers, you will be taken to the following screen.

Click **Next** to complete your Hapori Matatū account set up, then go to **Step 6**.

TEACHING COUNCIL
NEW ZEALAND | Matatū Aotearoa

325930zane.doran@teachingcouncil.nz [Log Out](#)

Click 'Next' to complete

Please click 'Next' to complete your Hapori Matatū account set up.

You will then be taken back to the Hapori Matatū home page.

Click the 'Log in' button to log into Hapori Matatū.

[Next](#)

[Next](#)



5. **b.** If an **incorrect** Registration Number or Date of Birth is entered or your surname does not match, you will be taken to this screen.

Click **Next** to be taken back to the Hapori Matatū homepage to repeat the Log in process from **Step 1**.

TEACHING COUNCIL
NEW ZEALAND | Matatū Aotearoa

7669412020.silverbright@gmail.com [Log Out](#)

Whoops something went wrong!

We are unable to locate the information you have supplied, or the incorrect information was entered.

Click 'Next' to be taken back to the Hapori Matatū homepage where you can log in again using the correct details. Please click 'Log in' on the home page to start the process again.

Please check that your:

- Education Sector Logon (ESL) Last Name matches the name showing on the Teaching Register.
- Registration Number matches the number showing on the Teaching Register.
- Date of Birth has been entered correctly.

If you need to update your ESL details please contact your school/kura/centre or ITE/other setting ESL Delegated Authoriser.

If you need help with your Registration Number or Date of Birth please contact our Customer Support Team on +64 4 831 9567 or enquiries@teachingcouncil.nz.

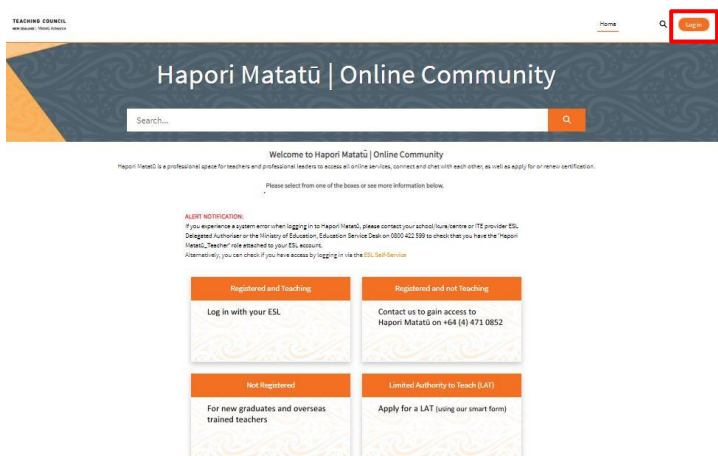
If you need help with your ESL please contact the Ministry of Education, Education Service Desk on 0800 422 599 or service.desk@education.govt.nz.

Next

→

Next

6. Click **Log in** at the top right and log in using your **ESL Username** and **Password**.



Education Sector Logon

Username

Password

[Forgotten username](#) [Forgotten password](#)

Login

[Have feedback about the Education Sector Logon?](#)



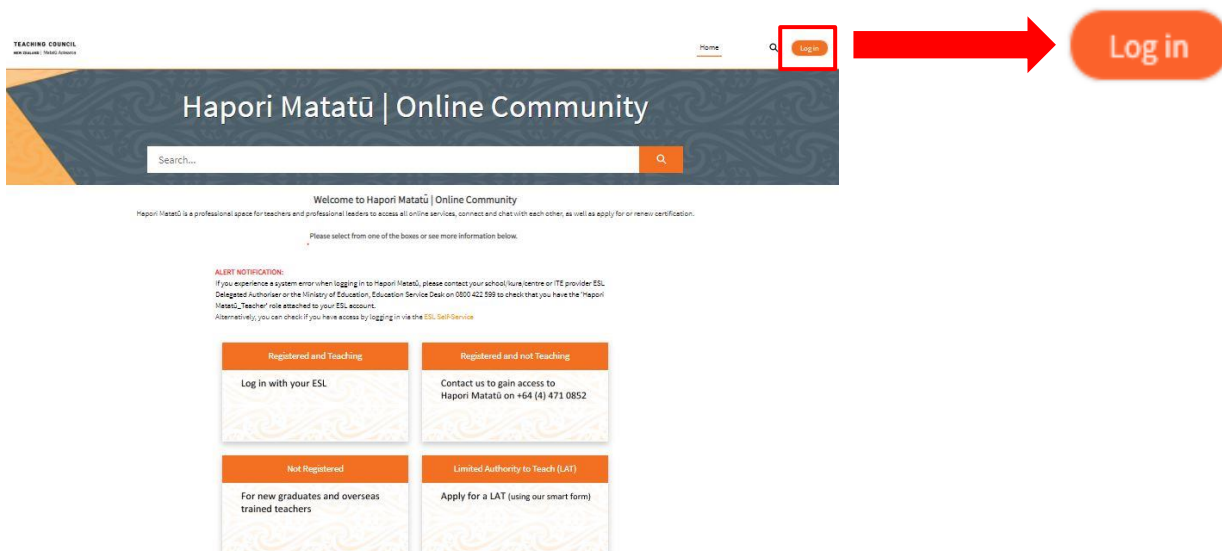
7. You are now logged in to Hapori Matatū.

The screenshot shows the Hapori Matatū Online Community website. At the top, there is a navigation bar with links for Home, Conversations, Groups, Registration & Certification, and Professional Responsibility. A search bar is located in the top right corner. Below the navigation bar is a large banner with the text "Hapori Matatū | Online Community" and a search input field. The main content area is divided into two columns. The left column is titled "Application" and contains a link to renew a practising certificate. Below this is a section for "Trending Conversations" with a list of four discussion topics. The right column is titled "Workshops and Events" and contains a link to find out more about workshops and events. Below this is a photograph of two women standing in front of a whiteboard, discussing a diagram. The whiteboard has the word "Tuahuru" at the top and a diagram with the words "Horahike" and "Palere" written on it.



Logging in to Hapori Matatū

1. Once you have connected your ESL, you will log in from the [Hapori Matatū](#) homepage each time.
2. Click **Log in** and enter your **ESL Username** and **Password**.



Logging out of Hapori Matatū



1. Click your **Profile icon**



2. Click **Logout**

